



Red Valve

Weirflex® Series Valve

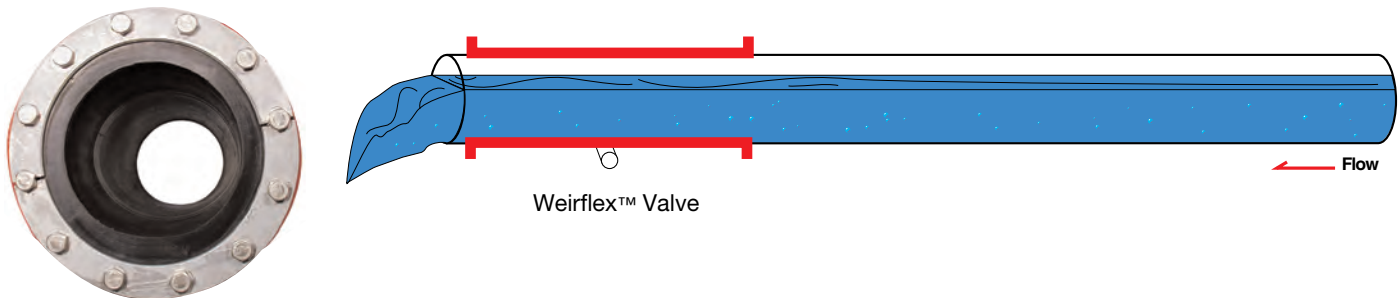
A Valve with an Adjustable Weir for Combined Sewer System Control



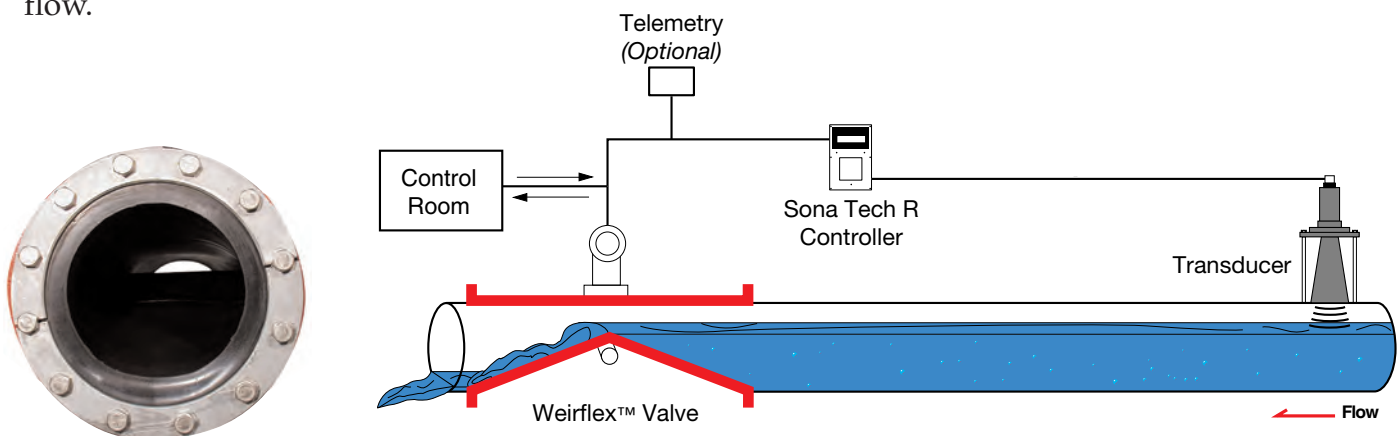
Principle of Operation



As part of the EPA's nine minimum controls, the Weirflex® reduces stormwater surges and prevents flooding of treatment plants and exceeding their maximum capacity. Used as a flow regulator, the valve maximizes storage capacity within existing collection systems piping.



At the heart of the Weirflex® valve is a tough, elastomer sleeve. When in the open position, the sleeve acts just like another piece of pipe, presenting no obstructions and no changes in the direction of flow. The sleeve is constructed of the highest-quality elastomers to resistant abrasion and corrosion. The Weirflex® features a full-open port that will not limit maximum wet-weather flow.



To regulate stormwater flows, a bar beneath the sleeve is raised to pinch the sleeve from below and create a Weir that can easily and infinitely be adjusted to suit conditions. The Weirflex® can be operated manually where rainfall levels are fairly consistent, or electrically in areas that experience changing weather conditions.

Weirflex® Series 53 CSO

Electrically Adjustable Open Frame Weir Valve

- ▶ Remotely Adjustable Weir
- ▶ Abrasion and Corrosion Resistant
- ▶ No moving parts within flow path
- ▶ Infinitely Adjustable

The new Weirflex® from Red Valve is designed specifically to meet the needs of stormwater and combined sewer systems. Acting as an adjustable weir, the valve is infinitely adjustable from a full-port opening to a 98% closure, allowing flow rates of incoming stormwater to be controlled.

An electric motor actuator allows the valve to be operated remotely, and is preferable for large-diameter lines. The motor operates a pinching mechanism which raises a bar beneath the sleeve. This pinching action creates a weir that can easily be adjusted to suit the flow rate desired. The Weirflex® can be operated manually as well with a handwheel and bevel gear. This allows users to maintain a set level over a long period of time, and easily make adjustments to account for seasonal flow changes.

The open-frame design of the Series 53 CSO provides a clear visual reference of valve position and weir height, while saving weight compared to an enclosed-body design.



Patent Applied

Materials of Construction

Body: Fabricated Steel
Sleeve: Pure Gum Rubber, Neoprene, Buna-N

Valve Size	Length F to F	Width
12"	36"	35"
14"	42"	37"
16"	48"	36"
18"	54"	44"
20"	60"	50"
24"	72"	52"
30"	90"	65"
36"	100"	90"
42"	126"	105"
48"	140"	120"
60"	180"	150"
72"	200"	180"
84"	250"	210"
90"	265"	225"



Red Valve Company, Inc.®

600 N. Bell Avenue
Building 2
Carnegie, PA 15106

PHONE:
412/279-0044

FAX:
412/279-7878

www.redvalve.com

The information presented in this catalog is provided in good faith. Red Valve Company, Inc. reserves the right to modify or improve its design specifications without notice and does not imply any guarantee or warranty for any of its products from reliance upon the information contained herein. All orders are subject to Red Valve's standard terms and warranty and are subject to final acceptance by Red Valve.

Viton and Hypalon are registered trademarks of DuPont Dow Elastomers. Teflon is a registered trademark of the DuPont Company. Redflex, Tideflex, Red Valve and the Red Valve "rv" logo are registered trademarks of Red Valve Company, Inc.

© Red Valve Company, 2002. All Rights Reserved. Red Valve is a registered trademark of Red Valve Company, Inc.



WF 9/02



Weirflex® 75B CSO

The Weirflex™ Series 75B CSO is designed specifically for direct-burial applications. The valve features a two piece body that is completely sealed, and a sealed stem-extension that allow the valve to be buried without the need for a vault or manhole. An optional coal-tar epoxy exterior coating further protects the valve from groundwater and moisture. The extended stem of the 75B CSO can be supplied to the customers required length, and can support a handwheel, bevel gear or electric motor operator.

*Patent
Applied*

Type A Megaflex

The Type A Megaflex valve is designed to be a reliable and cost-effective valve for use on large diameter pipelines. There are no moving parts, no seats and no packing, keeping maintenance costs low. The valve uses air pressure to operate and requires no external actuator.

