

**AccuRate®**  
PRECISION PUMP SETTING GAUGE

**APPLICATION:**

Kenco AccuRate® Pump Setting Gauges utilize precision scientific glass to provide the most accurate reading possible for calibrating the flow rate of a chemical metering pump. They are also used to periodically monitor the performance and accuracy of a chemical injection system. The AccuRate® gauge can also be used as the primary containment reservoir of a fluid that will be pumped into a chemical injection system.

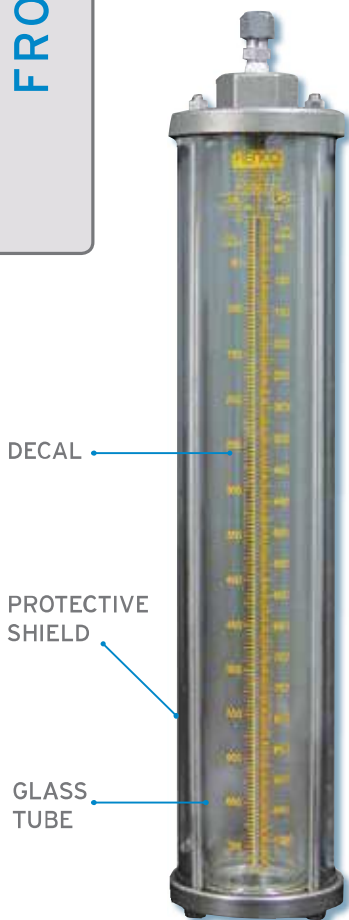


**THE ONE-MINUTE TEST:**

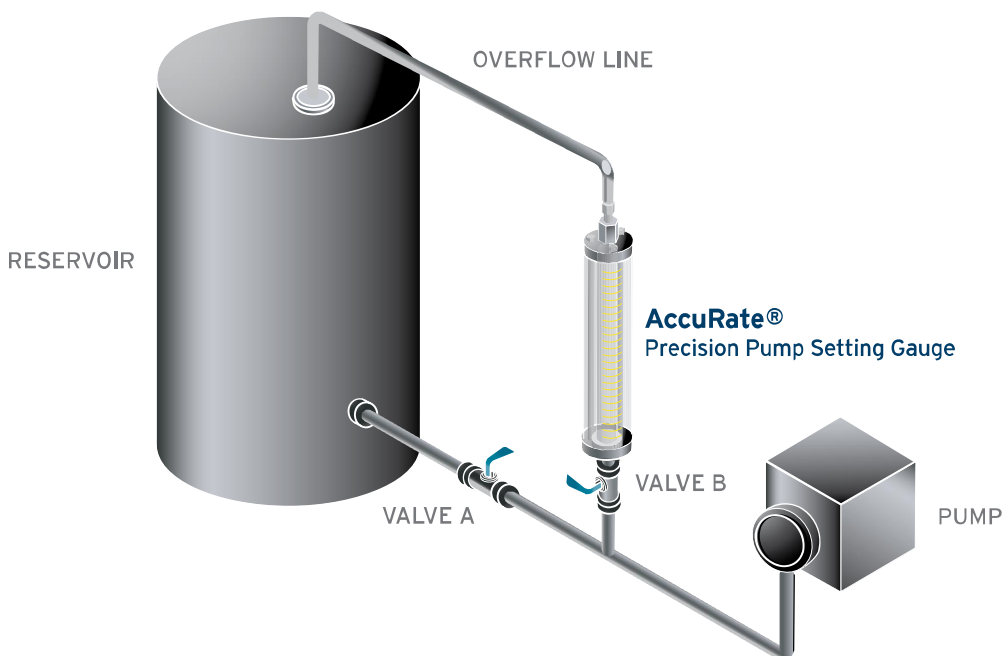
To check the pumping rate of a chemical pump, isolate the chemical in the tank from the AccuRate® gauge. The decal on the gauge glass has (2) individual calibrated scales. The scale on the left side is a volume scale in milliliters; in a one-minute test, the scale will read the pump rate in milliliters. The scale on the right side will depend on what type of flow rate is required; i.e. U.S. Gallons Per Day (USG), Gallons Per Hour (GPH), Liters Per Day (LPD), or Liters Per Hour (LPH). Keep the isolating valve closed and observe the number of marks the fluid level passes in one minute. This will give you the actual chemical pump rate. If the rate is not the one desired, make an adjustment to the chemical pump feed rate and conduct as many one-minute tests as is necessary to set the chemical pump rate to the rate desired.

**GAUGE FEATURES:**

1. Precision borosilicate glass sight tube delivers precision rate calibration from 0.05% to 0.2%. AccuRate® Pump Setting Gauges will calibrate pump rates up to 1095 Gallons Per Day (GPD) or 4,140 Liters Per Day (LPD).
2. Clear polycarbonate shield for high impact resistance is now standard
3. Five (5) scale options are available: U.S. Gallons By Volume (USG), Gallons Per Day (GPD), Gallons Per Hour (GPH), Liters Per Day (LPD) and Liters Per Hour (LPH) - Standard volumetric scale in ML on all units
4. Tubing connector on top of gauge is supplied with every unit
5. Standard end plate materials are 316 SS and PVC. Other materials are available upon request.
6. Drain holes in lower end plate eliminate condensation

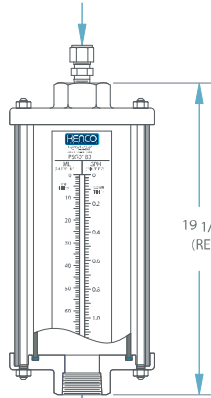


**COMMON APPLICATION FOR AccuRate® PUMP SETTING GAUGE**




## AccuRate® PUMP SETTING GAUGE SPECIFICATIONS

3/8" O.D. TUBE X 1/4" MNPT  
316 STAINLESS STEEL  
VENT TUBE CONNECTOR



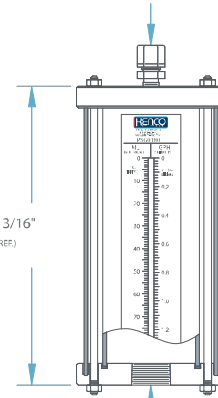
FNPT INLET PORT  
GAUGE WITH 316 S.S. END PLATES

ALL GAUGE CALIBRATION SCALES HAVE A  
VOLUME SCALE IN MILLILITERS ON  
LEFT-HAND SIDE.



PSG0180 "GPH" SCALE  
CALIBRATION SCALE ILLUSTRATION

3/8" O.D. TUBE X 1/4" MNPT  
POLYPROPYLENE  
VENT TUBE CONNECTOR



FNPT INLET PORT  
GAUGE WITH PVC END PLATES

## AccuRate® PUMP SETTING GAUGE SPECIFICATIONS

GAUGE MODEL NUMBER	END PLATE MATERIAL	GAUGE VOLUME		MAXIMUM PUMPING RATE (BASED ON A 1 MINUTE TEST)				INLET PORT SIZE	END PLATE O.D.
		ML	USG	GPH	GPD	LPH	LPD		
PSG0180-S	316 S.S.	180	0.0476	2.84	68.5	10.8	258	1/2"	2-7/8"
PSG0180-P	PVC								3"
PSG0404-S	316 S.S.	404	0.107	6.4	154	24.3	580	3/4"	3-3/8"
PSG0404-P	PVC								3-1/2"
PSG0720-S	316 S.S.	720	0.19	11.4	274	43.2	1035	1"	3-7/8"
PSG0720-P	PVC								4"
PSG1620-S	316 S.S.	1620	0.428	25.6	615	97	2330	1"	4-7/8"
PSG1620-P	PVC								5"
PSG2880-S	316 S.S.	2880	0.76	45.6	1095	172	4140	1"	5-7/8"
PSG2880-P	PVC								6"

- Gauge Glass Repair Kit consists of O-ring Seals and Sight Tube with Calibration Scale.
- To order a Gauge Glass Repair Kit, add suffix "-RK" to Gauge Model Number. (Example: PSG0180-S-V-GPH-RK).

## ORDERING SYSTEM

### AccuRate® Pump Setting Gauge

REQUESTED BY: \_\_\_\_\_ COMPANY: \_\_\_\_\_

ADDRESS: \_\_\_\_\_ CITY: \_\_\_\_\_ STATE: \_\_\_\_\_ ZIP: \_\_\_\_\_

PHONE: \_\_\_\_\_ FAX: \_\_\_\_\_ EMAIL: \_\_\_\_\_

Gauge Model Number:

PSG0180  
PSG0404  
PSG0720  
PSG1620  
PSG2880

End Plate Material:

S 316 Stainless Steel  
P PVC  
Other (Please specify above)

Gasket Material:

A = Aflas  
B Buna-N  
E Ethylene Propylene  
V Fluorocarbon  
T PTFE Envelope  
Neoprene Filler

Calibration Scale:

USG U S Gallons by Volume  
GPH Gallons Per Hour  
GPD Gallons Per Day  
LPH Liters Per Hour  
LPD Liters Per Day

Example Order Number: PSG0180-S-V-GPH

Please contact Kenco to request a quote for options not covered by gauge specifications shown above.  
For a Redline glass strip, add -RL to end of part number